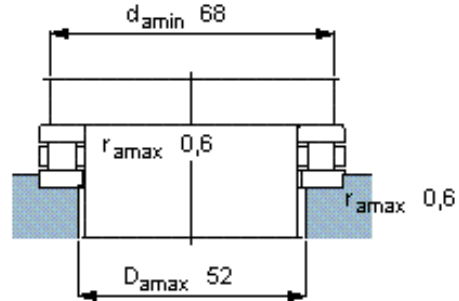
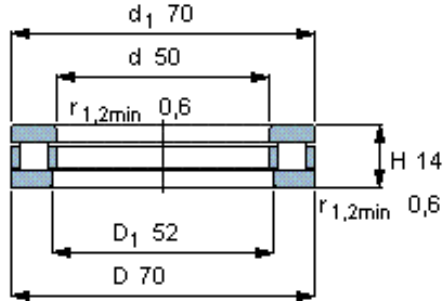
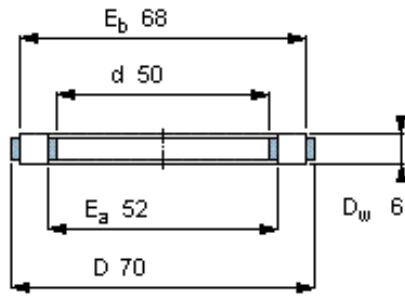


| Principal dimensions |    |    | Basic load ratings |              | Speed ratings   |                | Designations     |                                 |
|----------------------|----|----|--------------------|--------------|-----------------|----------------|------------------|---------------------------------|
| d                    | D  | H  | dynamic<br>C       | static<br>C0 | Reference speed | Limiting speed | Complete bearing | Roller and cage thrust assembly |
| mm                   |    |    | kN                 |              | r/min           |                | -                |                                 |
| 50                   | 70 | 14 | 47,5               | 166          | 2200            | 4300           | <b>81110 TN</b>  | <b>K 81110 TN</b>               |

**Complete bearing**



**Roller and cage thrust assembly**



K 81110 TN

Mass kg 0,038

**Appropriate components**

Shaft washer  
WS 81110

Housing washer  
GS 81110

Universal washer  
LS 5070

